

January 2021

Several issues with the GEHRIMED launcher have been corrected to prevent launcher crashing and improve performance.

Release Notes

Launcher Updates

The GEHRIMED Windows Launcher application has been updated to improve user experience and correct several issues around GEHRIMED crashing or requiring users to uninstall and then reinstall the GEHRIMED Launcher application.

Note: This launcher only applies to Microsoft Windows users. iPad and MacOS users are not impacted. ion.

Updating the GEHRIMED Launcher

The GEHRIMED Launcher should update automatically and require no action from the user. However, depending on your device settings, you may need to manually uninstall and reinstall the GEHRIMED Launcher application.



Note: The most recent launcher version is 1.5.0.98. To view the version of your currently installed launcher, open the application and check the bottom right corner of window.

Uninstall:

[Windows Uninstall Instructions](#)

Install:

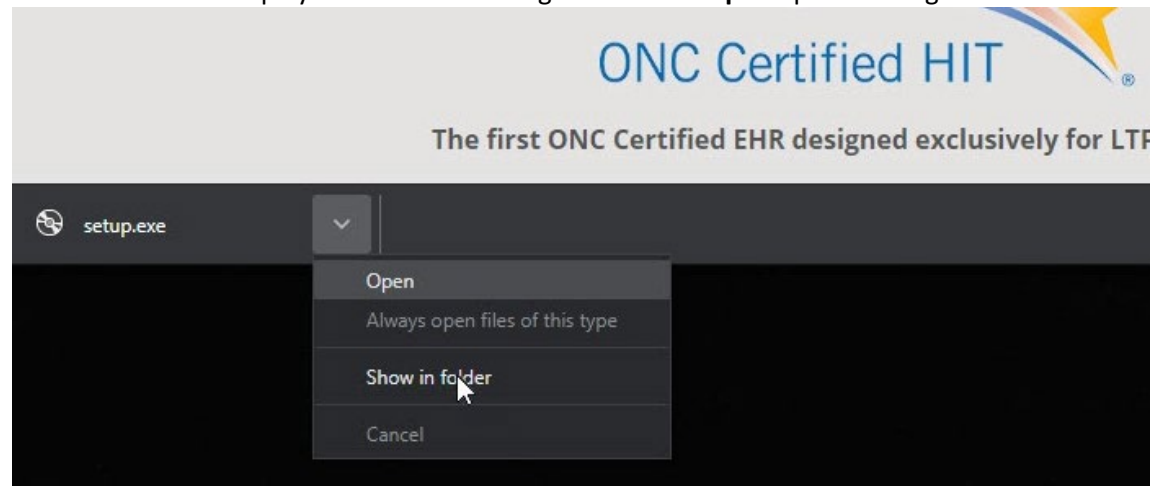
Before installing GEHRIMED determine what version of Windows you have. If you are unsure, navigate to:

[Which Windows operating system am I running?](#)

1. Navigate to install.gehrimed.com and select the option suitable for your operating system:

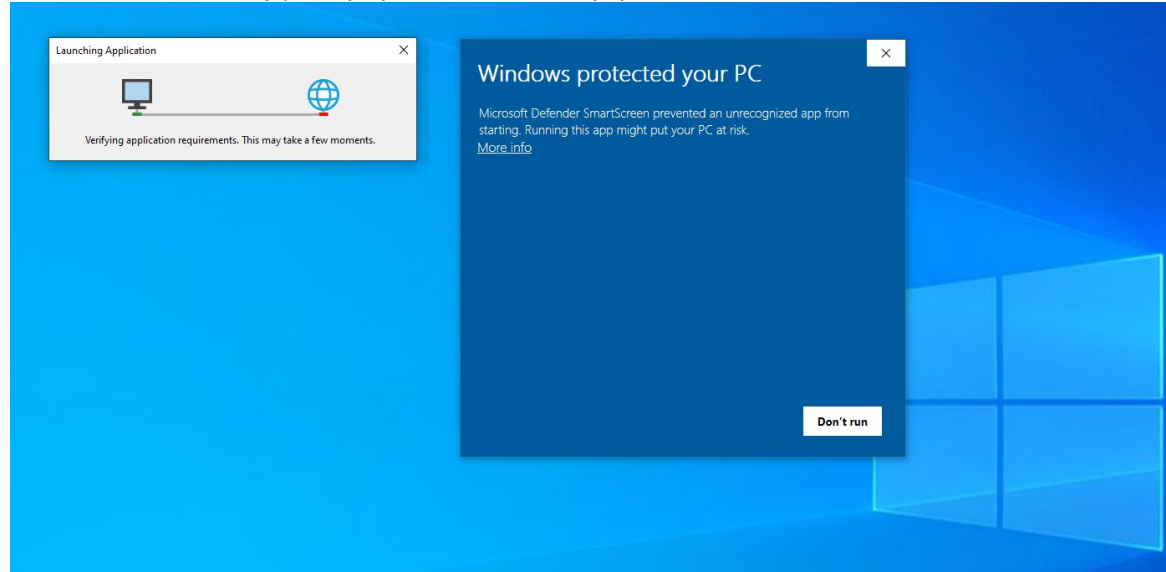


2. Your browser will display a download message. Select the **Open** option to begin installation:

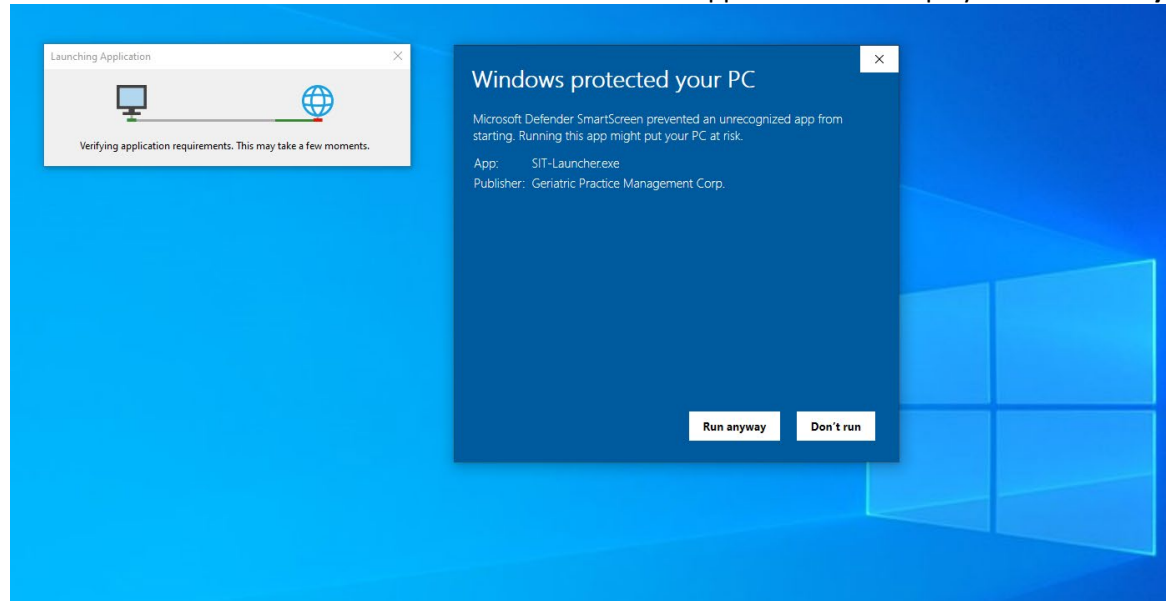


3. Follow the installation instructions.

Windows may prompt you with a security question. If so, select **More info**



The additional information about the GEHRIMED applications will display. Select **Run anyway**.



4. Open the GEHRIMED application from the desktop or the start menu.

Changes to the GEHRIMED Launcher Update

In future GEHRIMED windows launcher updates, a prompt will appear when the application is launched. Updates can be optional or, more infrequently, mandatory to install.

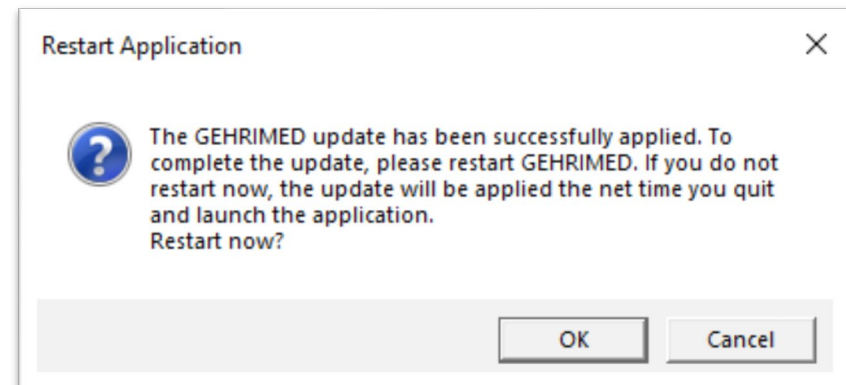
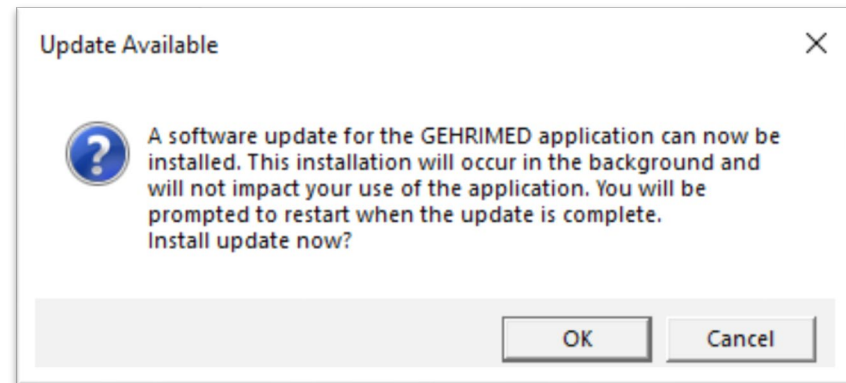
Optional Updates

Optional updates will prompt the following message:

The update can be declined by the user. If the update is declined the user is prompted to update the next time the application is launched.

Once the update has been successfully installed in the background, a restart of the of the application is required. You will be prompted to restart:

The user is not required to restart immediately. They may cancel the restart, and the update will be applied the next time the application is closed.

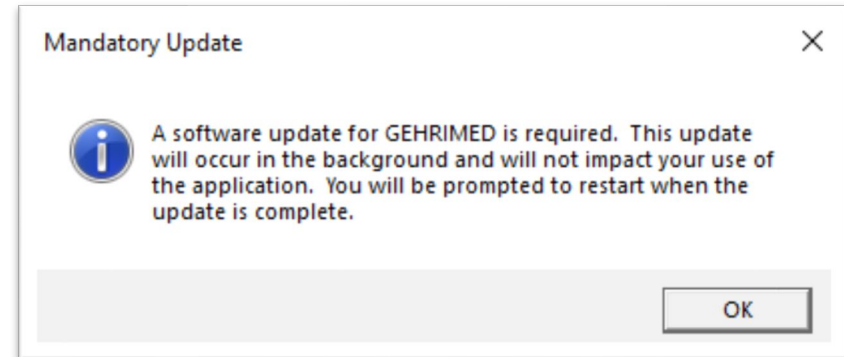


Release Notes

Mandatory Updates

Some GEHRIMED Launcher updates will not be optional, particularly if your GEHRIMED Launcher is several versions out of date. If an update is mandatory, the following message will display:

The update will run in the background, and users will receive the prompt to restart the application once it is complete



[End of document]